

AP ART
CLASS OF 2017-2018

ADVICE FOR INCOMING STUDENTS



LEARN



techniques



DO NOT
UNDER ANY
CIRCUMSTANCES

!PROCRASTINATE!

(PLAN AHEAD)

- trust me. you'll regret
it if you don't.



Make sure you
choose a concentra-
tion that you
actually enjoy
(make a list of at least 15 ideas)

(start thinking about it early)

- Faye Amato '18

This class was very fun, however it is easy to fall behind.

Make sure you are on task and work with topics that you can easily work with. Also, be sure to explore ideas and materials you have never used before. Be sure you love your concentration and enjoy yourself!



A week may

SEEM

like enough TIME 

to work on each piece...

BUT

sometimes

coming up

with an

IDEA 

can take

SEVERAL!

Make sure you adventure out
of your comfort zone!


Be creative and don't draw
the same thing everytime

Keep to your topic - whether its drawing,
2D ex.

Learn from the other talented people
in your class!

Ask Questions :

Work your hardest on all your
pieces!



It would advise students
to start rizing their images in
accordance w/ AP standards early.
It would also suggest students
keep their website updated and
make sure you make extra pieces
in case you dislike some of
what you've done.

This Class is doable.

Just love art and



Keep up!

→ make some pieces smaller

- brainstorm/think of ideas ahead of time

- if you finish early, get ahead, you may need it!

- work hard in class unless you want to spend hours of art on weekend

- don't procrastinate and get hw from other classes done

experiment &
have fun is





Pace yourself and plan ahead for
your concentration. You will run
out of ideas/motivation/love for
your concentration. Save yourself
trouble later by having ideas ready
from the beginning. ♡

dear Future APART,

This class is so much fun, but it is also so much work.

Although, at the end of the year it is so rewarding to see all of the art you have

made. The one piece of advice is to not slack

off. nonestly I was behind the whole year

and it sucked. Also try

art you usally wouldn't

do. get out of your ^{comFort} zone



Pick a BROAD



CONCENTRATION



you can EXPAND on.

- Renee Boettner

(don't go toooo specific with it, leave room for ideas to evolve and expand)

+ don't make friends with the a** kids they're weird as hell

Faye Amato
Devon McKnight
Faye Amato

Anonymous
(MAZZY) Isabelle Walsh
Isabelle Walsh

"WORK ON ONE IN CLASS & ONE AT HOME, MAKE EXTRA. DON'T STRESS ON DEADLINES! IF YOU WANNA SPEND EXTRA TIME ON A PIECE DO IT, ITS WORTH THE RUSH TO FINISH AT THE END, IF YOU HAVE GOOD QUALITY PIECES."



DEAR -ALL- ARTISTS

If you decide to join AP ART, I HIGHLY RECOMMEND keeping up with the schedule and finishing one project per week. If not you will probably end up like me, staying up till 3am a week before the portfolio is due trying to finish everything on time :)

Another thing I wish I did was to take pictures/measure/upload all my pieces to my website each time I finished a drawing because it's easy to become unorganized. This class can be difficult at times but if you put in the time/effort you will be SO proud of all your work at the end of the year!




BE OPEN


TO

CHANGE





UTILITIZE



★ YOUR ★



CLASS TIME!



don't stay in your comfort zone

& have

FUN!



Dear future AP Art students,
Some things you should know:

- This is a real AP class.

Just because it's art does not mean it's held as anything less.

- This class is going to eat up a lot of your time, but if you put in the effort and enjoy what you're doing, it'll be worth it.

- Do not take summer for granted. The pieces you do will be used in your portfolio and help you be less stressed during the year. Make them your best and get ahead!

- Make sure this is where you want to be and what you want to do.

- Use your time in class wisely & stick to the due dates. Things pile up fast & seriously... we all know.

- Enjoy this amazing experience!



Don't wait till the
last minute to do MIN
art!

miniet

-Devon McKnight '18'

Devon

(but if you do, you will be fine)

"i was"



*Learn how to spell



DON'T PROCRASTINATE

If you want beautiful work, put in
the **TIME + EFFORT**


PUSH YOURSELF

It's the only way to become
a **BETTER ARTIST**

FIND YOUR artistic voice

Who are **YOU** as an artist?


EXPRESS YOURSELF



Work at home

- you get less than an hour a day in class and thats not enough to get your work done in a timely manner.

you will get behind if you don't turn att in on the deadlines



DO YOUR WORK ON TIME!

I swear, you'll regret it so much if you don't, Ms. Heredia has the calendar STRUCTURED to make you feel as stress free as possible. If you do stuff early, you'll have a solid few weeks to just chill and it is so lovely. Remember to try stuff out of your comfort zone, it'll help you a lot in the long run. Good lucks! Have fun!





MAKE

sure

you

LOVE

your

concentration



Know what your concentration
truly is, fall in love with it,
have millions of ideas, if not
you will surely perish.



This class will help you grow
so much as an artist, please
don't procrastinate! You Will Die.

Look at what college board
is looking for, diversity in pieces,
depth, color, etc. you can do it!




YOU CAN DO IT!

♡ Sofia :)

Words of Wisdom

- ↳ DON'T fall behind! All the work adds up v. fast
- ↳ Choose a Concentration you are v. interested in ~ it was hard to think about ideas / new projects @ end.
- ↳ Experiment! Try new things, new mediums, & new surfaces for your art: you'll be glad you did.
- ↳ This is getting too cheesy, but just have fun lol

- Isabelle Marsh '18



DONT PROCRASTINATE


try new things!

get OUT OF YOUR COMFORT
ZONE ☺

have fun

WITH IT!!

don't let the deadlines stress you



THINK

OF

YOUR CONCENTRATION

EARLY ON IN

THE YEAR!



Just be making something at all times.

Even if it doesn't fit what you're currently trying to do, it might save you headache in the future. Plus, you'll have something to show for your time:

It won't be wasted.



I am biobby bai
PIS luv me